

Queue Maintenance User Guide
Release 14.3.0.0.0

Part No. F18790-01

May 2019

Oracle Financial Services Software Limited

Oracle Park
Off Western Express Highway
Goregaon (East)
Mumbai, Maharashtra 400 063
India

Worldwide Inquiries:

Phone: +91 22 6718 3000

Fax: +91 22 6718 3001

www.oracle.com/financialservices/

Copyright © 2018-2019, Oracle and/or its affiliates. All rights reserved.

Oracle and Java are registered trademarks of Oracle and/or its affiliates. Other names may be trademarks of their respective owners.

U.S. GOVERNMENT END USERS: Oracle programs, including any operating system, integrated software, any programs installed on the hardware, and/or documentation, delivered to U.S. Government end users are "commercial computer software" pursuant to the applicable Federal Acquisition Regulation and agency-specific supplemental regulations. As such, use, duplication, disclosure, modification, and adaptation of the programs, including any operating system, integrated software, any programs installed on the hardware, and/or documentation, shall be subject to license terms and license restrictions applicable to the programs. No other rights are granted to the U.S. Government.

This software or hardware is developed for general use in a variety of information management applications. It is not developed or intended for use in any inherently dangerous applications, including applications that may create a risk of personal injury. If you use this software or hardware in dangerous applications, then you shall be responsible to take all appropriate failsafe, backup, redundancy, and other measures to ensure its safe use. Oracle Corporation and its affiliates disclaim any liability for any damages caused by use of this software or hardware in dangerous applications.

This software and related documentation are provided under a license agreement containing restrictions on use and disclosure and are protected by intellectual property laws. Except as expressly permitted in your license agreement or allowed by law, you may not use, copy, reproduce, translate, broadcast, modify, license, transmit, distribute, exhibit, perform, publish or display any part, in any form, or by any means. Reverse engineering, disassembly, or decompilation of this software, unless required by law for interoperability, is prohibited.

The information contained herein is subject to change without notice and is not warranted to be error-free. If you find any errors, please report them to us in writing.

This software or hardware and documentation may provide access to or information on content, products and services from third parties. Oracle Corporation and its affiliates are not responsible for and expressly disclaim all warranties of any kind with respect to third-party content, products, and services. Oracle Corporation and its affiliates will not be responsible for any loss, costs, or damages incurred due to your access to or use of third-party content, products, or services.

Contents

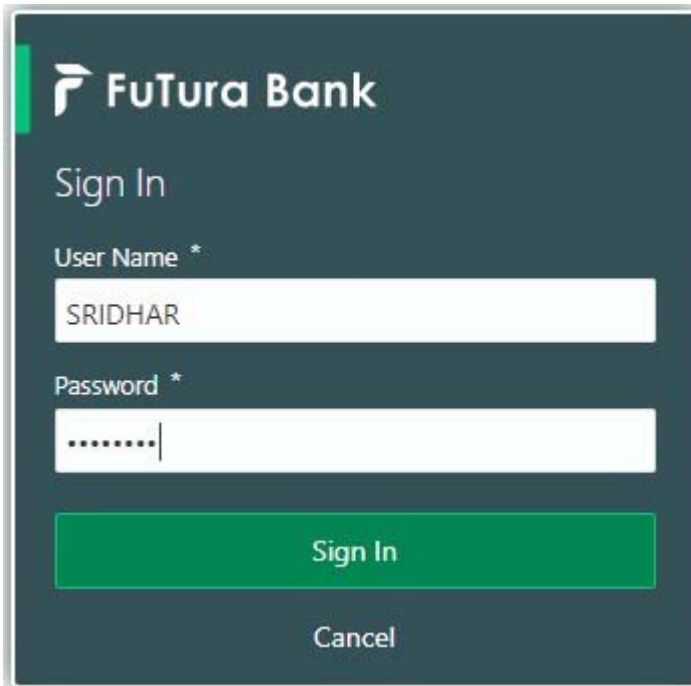
- Queue Maintenance4**
 - Create a Queue Criteria 4
- Reference and Feedback9**
 - References 9
 - Documentation Accessibility 9
 - Feedback and Support 9

Queue Maintenance

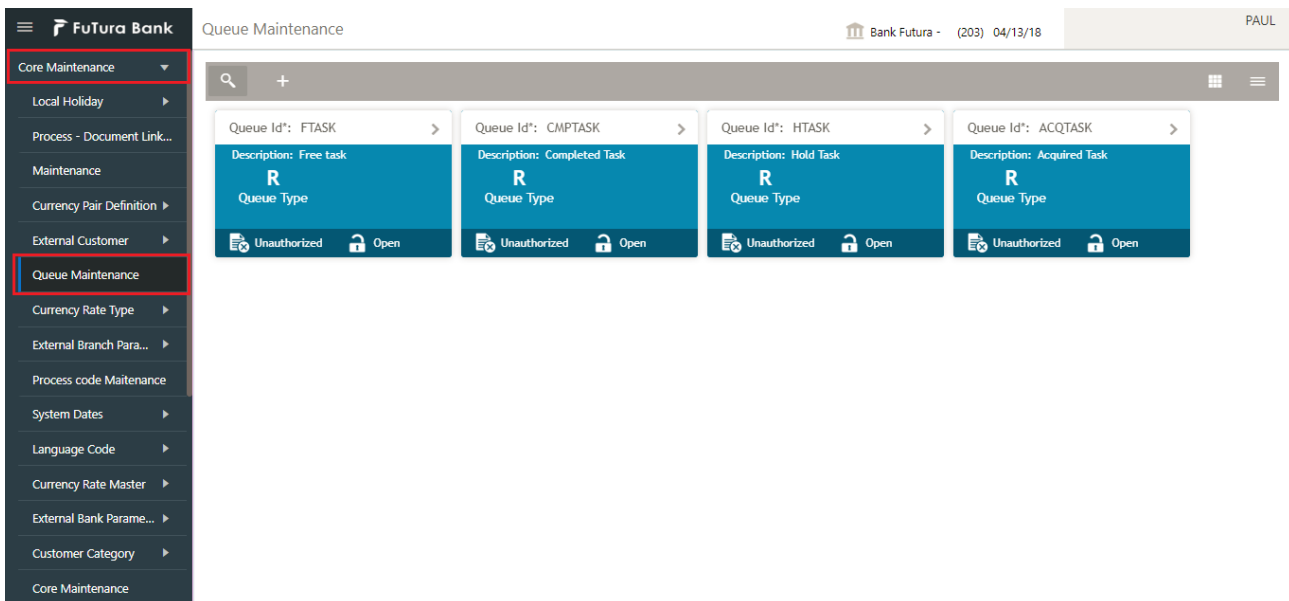
Queue Maintenance enables the user to set criteria for the queue of the tasks based on their status. In the subsequent steps, let's look at the details for creating a queue:

Create a Queue Criteria

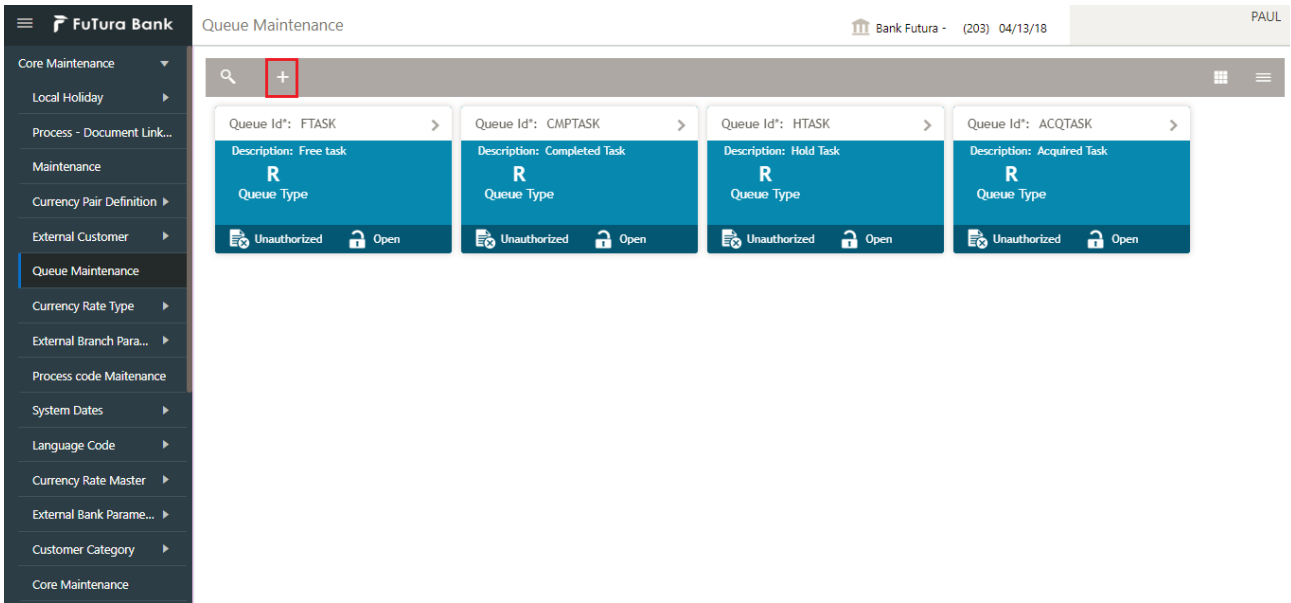
1. Using the entitled login credentials for registration stage, login to the application.



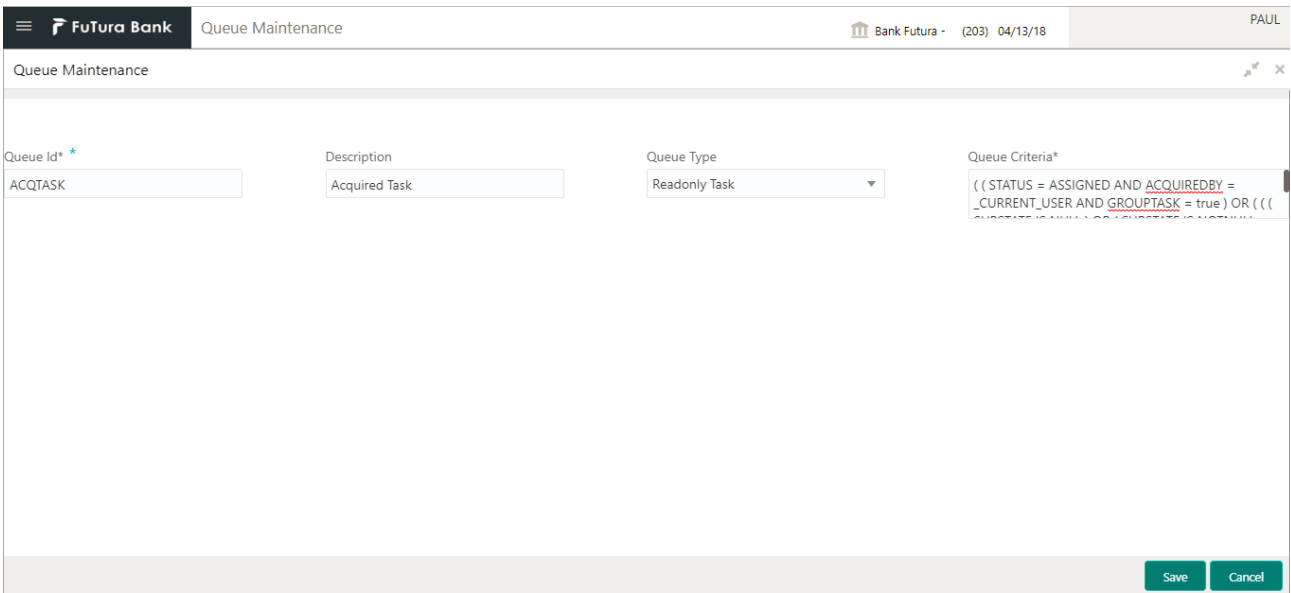
2. Click **Core Maintenance > Queue Maintenance** on the left pane of the application.




3. Click **Plus** Icon to create a new queue criteria.



4. Provide queue criteria details based on the description provided in the following table:



Field	Description	Sample Values
Queue ID	Specify a unique ID for the queue.	ACQTASK
Description	Provide an appropriate description for the queue criteria.	Acquired Task

Field	Description	Sample Values
Queue Type	Select the type of the task for which this queue criteria is applicable. Type of tasks available are as follows: <ul style="list-style-type: none"> • Read only Task • Supervisor Task - This feature will be implemented in future release. • Free Task • Acquired Task • Completed Task 	Read only Task
Queue Criteria	Provide the details/rule of the queue criteria. This rule must be as an arithmetic expression with standard keys.	<pre>((STATUS = ASSIGNED AND ACQUIREDBY = _CURRENT_U SER AND GROUPTASK = true) OR (((SUBSTATE IS NULL) OR (SUBSTATE IS NOTNULL AND SUBSTATE <> ESCALATED)) AND (STATUS = ASSIGNED AND GROUPTASK = false)))</pre>
Save	Click Save to save the queue criteria.  Note By default the queue will be saved as unauthorized.	

5. Once the queue is created, it will be displayed in the dashboard with the following details:

The screenshot displays the Oracle Fusion Middleware Queue Maintenance dashboard. The dashboard features a navigation sidebar on the left with 'Queue Maintenance' selected. The main content area shows a grid of four queue tiles. Each tile displays the Queue ID, Description, Queue Type, and status indicators for 'Unauthorized' and 'Open'. The 'ACQTASK' tile is highlighted with a red border.

Queue Id	Description	Queue Type	Unauthorized	Open
FTASK	Free task	R	Unauthorized	Open
CMPTASK	Completed Task	R	Unauthorized	Open
HTASK	Hold Task	R	Unauthorized	Open
ACQTASK	Acquired Task	R	Unauthorized	Open

- Queue tile displays the Queue ID, Description of the Queue and Queue type.
- Unauthorized - This provide the information whether this queue is authorized for another user or unauthorized.
- Open - Status of the queue which enables the user to use this queue if it is open.
- Search - Search the available queue criteria.
- Grid View - Display the queue criteria in grid view.
- List View - Display the queue criteria in list view.

Q

Queue Maintenance	4
Create a Queue Criteria	4

References

For more information on any related features, you can refer to the following documents:

- Getting Started User Guide
- Common Core User Guide

Documentation Accessibility

For information about Oracle's commitment to accessibility, visit the Oracle Accessibility Program website at <http://www.oracle.com/pls/topic/lookup?ctx=acc&id=docacc>.

Feedback and Support

Oracle welcomes customers' comments and suggestions on the quality and usefulness of the document. Your feedback is important to us. If you have a query that is not covered in this user guide or if you still need assistance, please contact documentation team.